



Republic of the Philippines
ZAMBOANGA CITY WATER DISTRICT
Pilar Street, Zamboanga City

INCOME STATEMENT

For the period ended December 31, 2014

	2014
OPERATING REVENUE	518,279,008
LESS: Operating Expenses	336,041,565
Maintenance Expenses	13,270,012
Depreciation Expense	30,665,989
TOTAL OPERATING EXPENSE	379,977,566
UTILITY OPERATING INCOME (LOSS)	138,301,442
OTHER INCOME	6,946,233
INCOME BEFORE OTHER CHARGES	145,247,675
LESS: Financial Expense	13,395,249
NET INCOME FOR THE PERIOD (LOSS)	131,852,426


Prepared by:


LUISA A. WEE
Dep't Manager - AFMD

Checked by:


ROBERTO R. MENDOZA
AGM - Finance Group

Approved by:


LEONARDO REY D. VASQUEZ
General Manager



Republic of the Philippines
ZAMBOANGA CITY WATER DISTRICT
Pilar Street, Zamboanga City

BALANCE SHEET
AS OF DECEMBER 31, 2014

	2014
ASSETS	
Current Assets	651,520,907
Deferred Assets	17,916,472
Utility Plant (Net of Depreciation)	764,571,279
Other Assets	35,695
TOTAL ASSETS	1,434,044,353
LIABILITIES	
Current and Accrued Liabilities	94,029,335
Long Term Debts	464,926,317
Deferred Credits	11,230,468
TOTAL LIABILITIES	570,186,120
CAPITAL	
Capital Contribution - Gov't & LWUA	23,008,368
Unappropriated Retained Earnings	731,006,121
Appropriated Retained Earnings	53,066,593
Donated Capital	56,777,150
TOTAL CAPITAL	863,858,232
TOTAL LIABILITIES & CAPITAL	1,434,044,352


Prepared by:


LUIS A. WEE
Dep't Manager - AFMD

Checked by:


ROBERTO R. MENDOZA
AGM - Finance Group

Approved by:


LEONARDO REY D. VASQUEZ
General Manager



Republic of the Philippines
ZAMBOANGA CITY WATER DISTRICT
Pilar Street, Zamboanga City

CASH FLOW STATEMENT

For the period ended December 31, 2014

	2014
CASH FLOW FROM OPERATING ACTIVITIES	
Cash Receipts from Customers	534,440,167
Cash Paid to Suppliers	(55,913,771)
Cash paid for Operation & Maintenance	(367,278,039)
Taxes	(9,528,812)
NET CASH FLOW FROM OPERATING ACTIVITIES	<u>101,719,545</u>
CASH FLOW FROM INVESTING ACTIVITIES	
Capital Expenditures	(32,612,095)
Construction Work in Progress	(27,381,312)
NET CASH FLOW FROM INVESTING ACTIVITIES	<u>(59,993,407)</u>
CASH FLOW FROM FINANCING ACTIVITIES	
Proceeds from Loan	259,295,117
Loan Amortization	(23,809,316)
Payment of Interest & other Financial Expense	(10,318,473)
Interest Revenue	1,346,240
NET CASH FLOW FROM FINANCING ACTIVITIES	<u>226,513,568</u>
NET INCREASE/(DECREASE) IN CASH	<u><u>268,239,706</u></u>


Prepared by:


LUISA A. WEE
Dep't Manager - AFMD

Checked by:


ROBERTO R. MENDOZA
AGM - Finance Group

Approved by:


LEONARDO REY D. VASQUEZ
General Manager