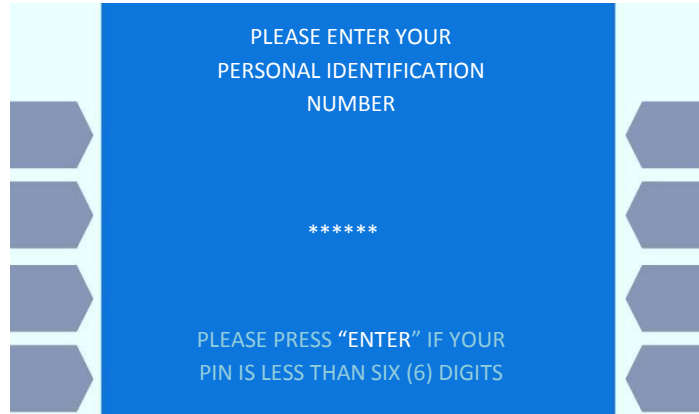


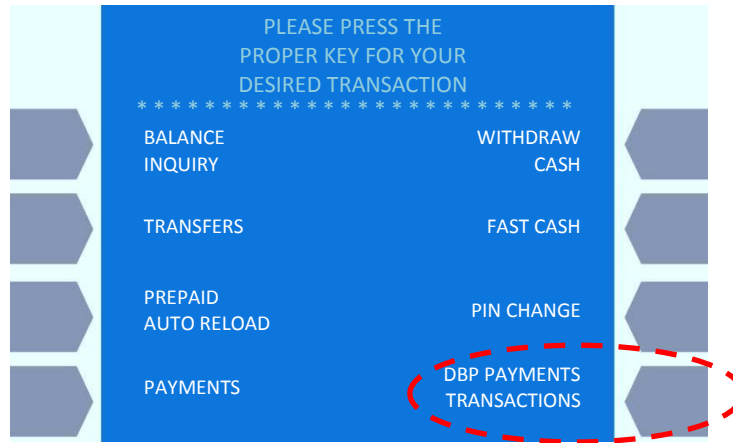
ZCWD BILLS PAYMENT THRU DBP ATM

Transaction Flow

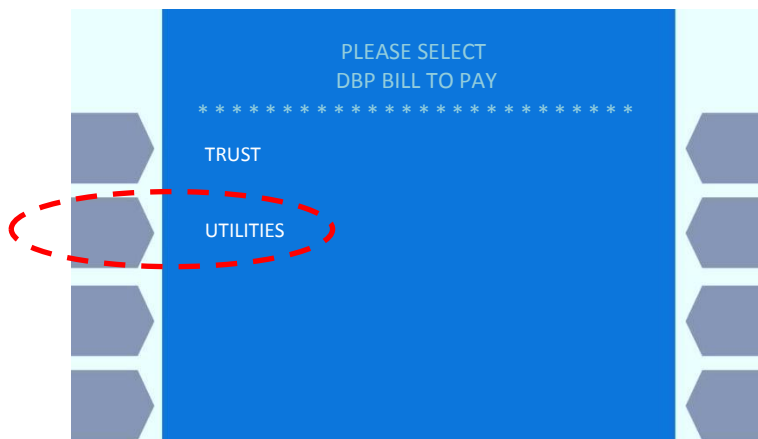
1. Insert your DBP ATM Card and enter your PIN.



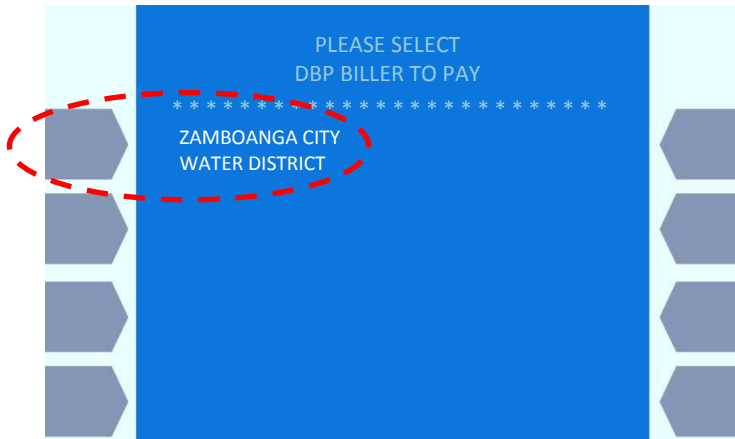
2. Select "DBP Payments" Located at the right side of the ATM screen.



3. Select "Utilities".

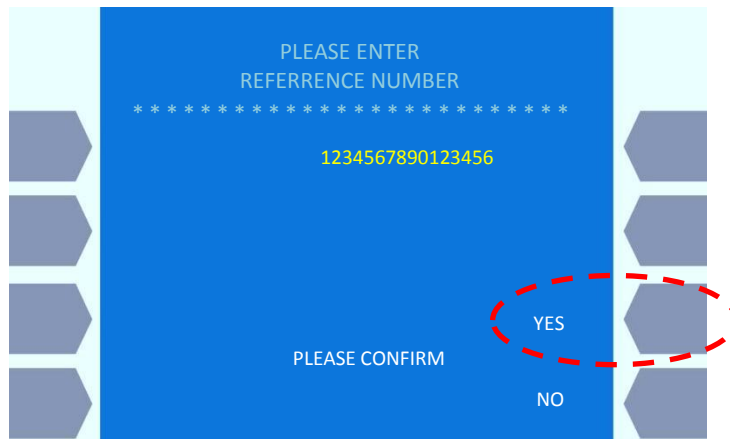


4. Select "Zamboanga City Water District".

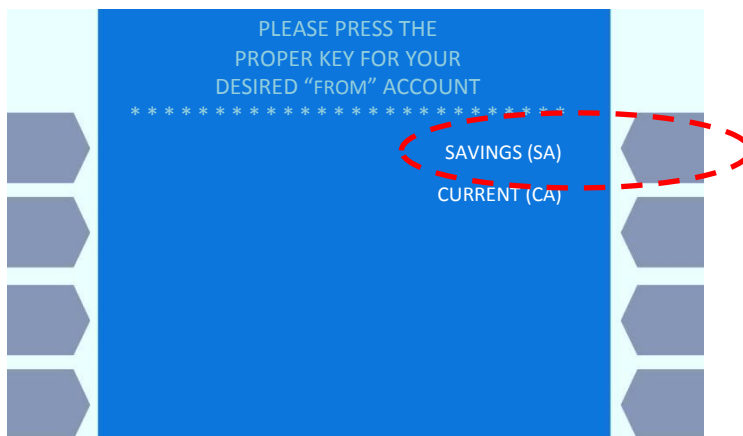


5. Enter your reference number (generated and printed on your ZCWD monthly bill) by pressing the ATM keypad. Select "Yes" to confirm.

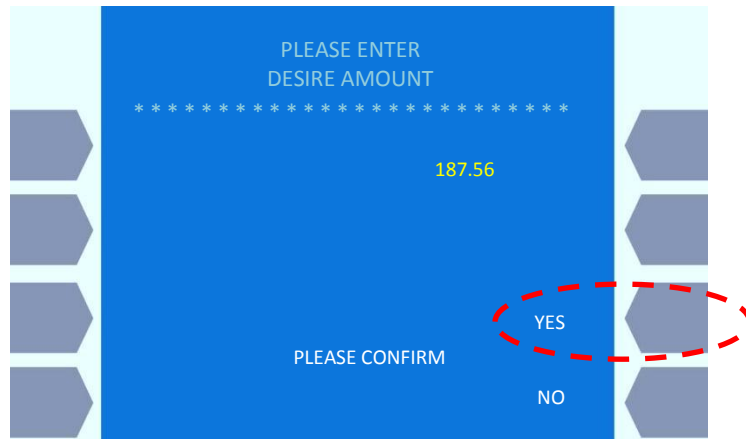
- **Note: 16 digit ATM payment reference number changes every month and it will be used for every ATM water bill payment made**



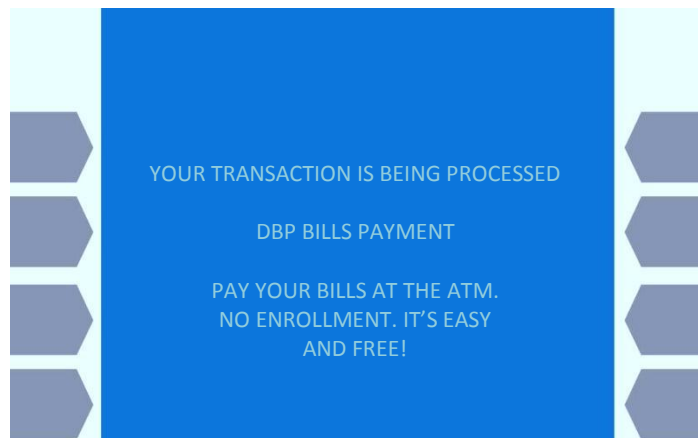
6. Select the account type (Savings or Current).



7. Enter the exact amount (to the last centavo) and select “Yes” to confirm.



8. A confirmation message shall reflect on the ATM screen certifying the successful transaction. The machine shall also print a transaction receipt.



- Accept only current bill payments with no arrears.
- Payments after the due date must be made at the ZCWD main office.
- Payments for reconnection and other penalties must be made at the ZCWD Main Office.

How to Read the Transaction Receipt

BANCNET DEVELOPMENT BANK OF THE PHILIPPINES			
TRANSACTION RECORD			
DATE	TIME	LOCATION	→ Date, time and site of payment
15JUL2015	14:53:41	ZAMBOANGA	
TRANSACTION	AMOUNT	→ Amount paid	
PAYMENT	PHP185.00		
	TO	→ Name of Biller/Institution	
	ZCWD		
CURRENT BALANCE	AVAIL. BALANCE		
8	PHP20,000.00	PHP20,000.00	
CLIENT NO.:	8182286094607214	→ Reference/Account Number	
TRACE NUMBER	000096	→ Trace Number of the Payment	
THANK YOU FOR BANKING WITH U			
S			