



Republic of the Philippines
ZAMBOANGA CITY WATER DISTRICT
Pilar Street, Zamboanga City

INCOME STATEMENT


For the period ended December 31, 2013

	2013
OPERATING REVENUE	502,998,941
LESS: Operating Expenses	328,455,695
Maintenance Expenses	11,355,313
Depreciation Expense	28,969,450
TOTAL OPERATING EXPENSE	368,780,458
UTILITY OPERATING INCOME (LOSS)	134,218,483
OTHER INCOME	6,065,086
INCOME BEFORE OTHER CHARGES	140,283,569
LESS: Financial Expense	19,466,099
NET INCOME FOR THE PERIOD (LOSS)	120,817,470

Prepared by:

Checked by:


LUIS A. WEE
Dep't Manager - AFMD


ROBERTO R. MENDOZA
AGM - Finance Group

Approved by:


LEONARDO REY D. VASQUEZ
General Manager




Republic of the Philippines
ZAMBOANGA CITY WATER DISTRICT
Pilar Street, Zamboanga City

BALANCE SHEET
AS OF DECEMBER 31, 2013

	2013
ASSETS	
Current Assets	353,624,810
Deferred Assets	13,048,826
Utility Plant (Net of Depreciation)	710,320,282
Other Assets	35,695
TOTAL ASSETS	1,077,029,613
LIABILITIES	
Current and Accrued Liabilities	95,790,252
Long Term Debts	204,852,208
Deferred Credits	11,217,135
TOTAL LIABILITIES	311,859,595
CAPITAL	
Capital Contribution - Gov't & LWUA	23,008,368
Unappropriated Retained Earnings	632,317,907
Appropriated Retained Earnings	53,066,593
Donated Capital	56,777,150
TOTAL CAPITAL	765,170,018
TOTAL LIABILITIES & CAPITAL	1,077,029,613

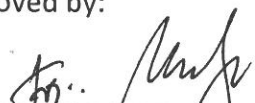
Prepared by:


LUIS A. WEE
Dep't Manager - AFMD

Checked by:


ROBERTO R. MENDOZA
AGM - Finance Group

Approved by:


LEONARDO REY D. VASQUEZ
General Manager



Republic of the Philippines
ZAMBOANGA CITY WATER DISTRICT
Pilar Street, Zamboanga City

CASH FLOW STATEMENT
For the period ended December 31, 2013

	2013
CASH FLOW FROM OPERATING ACTIVITIES	
Cash Receipts from Customers	529,417,874
Cash Paid to Suppliers	(59,653,877)
Cash paid for Operation & Maintenance	(342,305,732)
Taxes	(9,296,457)
NET CASH FLOW FROM OPERATING ACTIVITIES	<u>118,161,808</u>
CASH FLOW FROM INVESTING ACTIVITIES	
Capital Expenditures	(21,466,170)
Construction Work in Progress	(62,745,096)
NET CASH FLOW FROM INVESTING ACTIVITIES	<u>(84,211,266)</u>
CASH FLOW FROM FINANCING ACTIVITIES	
Proceeds from Loan	188,093,594
Loan Amortization	(206,254,898)
Payment of Interest & other Financial Expense	(15,599,592)
Interest Revenue	1,419,286
NET CASH FLOW FROM FINANCING ACTIVITIES	<u>(32,341,610)</u>
NET INCREASE/(DECREASE) IN CASH	<u><u>1,608,932</u></u>

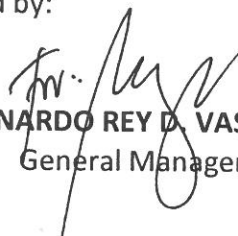
Prepared by:


LUISA A. WEE
Dep't Manager - AEMD

Checked by:


ROBERTO R. MENDOZA
AGM - Finance Group

Approved by:


LEONARDO REY D. VASQUEZ
General Manager