

Republic of the Philippines  
ZAMBOANGA CITY WATER DISTRICT  
Pilar Street, Zamboanga City

THE BOARD OF DIRECTORS  
This Office

Mesdames/Gentlemen:

Enclosed are the Budget and Planilla for calendar year 2022 with the Projected Cash Receipts and Disbursements as follows:

Approved under Board Resolution No. 145  
Date: December 15, 2021

Cash Balance, Beginning		P	685,527,842	
Less: Accounts Payable			379,116,590	
Net Cash			306,411,252	
Less: Restricted Funds			185,781,134	
Net Cash Available for CY 2022			120,630,118	
Add: Internal Cash Collection			874,487,329	
Cash Available for Operation			995,117,447	
Less: Budgeted Expenses				
O & M and Debt Service				
Administration Group	P	98,938,729		
Finance Group		181,061,136		
Office of the General Manager		53,008,126		
Board of Directors		2,028,545		
Technical Services Group		68,780,743		
Operations Group		501,845,730		
			905,661,010	
Net Cash from Operations		P	89,456,437	
Less: Capital Expenditures				
Administration Group	F	13,818,835		
Finance Group		210,000		
Office of the General Manager		1,883,000		
Board of Directors		-		
Technical Services Group		1,564,500		
Operations Group		1,904,632		
			19,380,967	
Net Cash for Infrastructure Project		P	70,075,470	
Add: Cash Receipt from LGU Funded Projects (P80M)	P	104,297,158		
Proceeds from LBP Loan for ESTI Case Pmt. (P147M)		147,958,695		
Proceeds from LBP Loan for ESTI-Unfinished Work (P14.9M)		14,857,036		
Proceeds from LWUA-ADB Loan (P751M) plus P5.4M Grant		115,616,729		
Proceeds from New Loan (Term 5)-NRW Projects (P60.5M)		89,066,430		
Proceeds from New Loan (Term 4)-STP Project (P60M)		11,673,079		
LBP Loan-Term 4 STP (19.9M) and NSSMP Grant (38M)		58,790,921		
			542,260,048	
Total Available Cash for Capital Improvement Project		P	612,335,518	
Less: Capital Improvement Projects				
ESTI-Arbitration Case Result (P147M)-Net of Advance Payment as Mobilization	P	132,716,113		
ESTI-Unfinished Works (P14.9M)		14,857,036		
LGU Funded Projects		104,297,158		
STP Project-ZCWD & LGU Funded Project Plus NSSMP Grant (P176M)		70,464,000		
ZCWD Equity in LWUA-ADB Loan		13,272,775		
LWUA-ADB Funded Project (P751M)		115,616,729		
Various Feederline Projects		1,104,243		
ZCWD Projects, Programs & Activities		50,851,687		
			503,179,742	
Total Cash Available before Reserves			109,155,777	
Less:				
Cash Reserves	P	54,252,909		
Contingency Fund		53,000,000		
			107,252,909	
Cash Surplus		P	1,902,868	

For approval of the Board

Very truly yours,

LEONARDO REY D. VASQUEZ  
General Manager

JAMES CESAR L. MAKASIAR  
Chairperson

ABRAM M. EUSTAQUIO  
Vice - Chairperson

MYL JOHANN R. AMSID  
Secretary

JESALEM SAAVEDRA  
Director

(ABSENT)  
ARNOLD MARTIN B. ATILANO  
Director

Republic of the Philippines  
ZAMBOANGA CITY WATER DISTRICT  
Zamboanga City

**ZCWD CONSOLIDATED BUDGET PROPOSAL**  
For the Year 2022

Submitted by:

  
LEONARDO REYES VASQUEZ  
General Manager A

PARTICULAR	Annual Budget 2021	Total Monthly Budget 2022	Annual Budget 2022	Actual Expenditures 2021	Increase (Decrease)	Percentage Increase (Decrease)
<b>PERSONAL SERVICES COSTS</b>						
Administration Group	43,272,778	4,063,018	48,756,212	40,682,710	8,073,502	20%
Finance Group	54,709,340	5,475,890	65,710,684	53,415,049	12,295,635	23%
Technical Services Group	29,220,940	3,153,569	37,842,828	29,822,788	8,020,040	27%
Operations Group	70,634,601	6,542,401	78,508,817	65,628,432	12,880,385	20%
Office of the General Manager	36,242,380	3,779,153	45,349,831	35,147,781	10,202,050	29%
Board of Directors	-	-	-	-	-	-
<b>TOTAL PERSONAL SERVICES COSTS</b>	<b>234,080,039</b>	<b>23,014,031</b>	<b>276,168,372</b>	<b>224,696,760</b>	<b>51,471,612</b>	<b>23%</b>
<b>OPERATING EXPENSES</b>						
Administration Group	43,646,065	3,817,574	45,810,890	24,706,851	21,104,039	85%
Finance Group	36,211,892	3,317,877	39,814,520	25,015,043	14,799,477	59%
Technical Services Group	23,725,664	2,171,411	26,056,931	15,600,978	10,455,952	67%
Operations Group	388,329,540	32,874,032	394,488,386	326,713,878	67,774,508	21%

Republic of the Philippines  
ZAMBOANGA CITY WATER DISTRICT  
Zamboanga City

**ZCWD CONSOLIDATED BUDGET PROPOSAL**  
For the Year 2022

Submitted by:

  
**LEONARDO REY D. VASQUEZ**  
General Manager A

PARTICULAR	Annual Budget 2021	Total Monthly Budget 2022	Annual Budget 2022	Actual Expenditures 2021	Increase (Decrease)	Percentage Increase (Decrease)
Office of the General Manager	6,376,810	562,516	6,750,191	2,276,131	4,474,060	197%
Board of Directors	2,128,600	168,046	2,016,546	1,829,965	186,581	10%
<b>TOTAL OPERATING EXPENSES</b>	<b>500,418,571</b>	<b>42,911,455</b>	<b>514,937,464</b>	<b>396,142,846</b>	<b>118,794,618</b>	<b>30%</b>
<b>MAINTENANCE EXPENSES</b>						
Administration Group	1,871,361	364,302	4,371,627	748,745	3,622,882	484%
Finance Group	591,442	57,407	688,878	140,527	548,351	390%
Technical Services Group	5,437,739	369,259	4,431,105	881,180	3,549,925	403%
Operations Group	14,928,822	2,387,377	28,648,527	7,966,582	20,681,945	260%
Office of the General Manager	684,303	75,675	908,103	117,253	790,850	674%
Board of Directors	44,001	833	10,000	-	10,000	100%
<b>TOTAL MAINTENANCE EXPENSES</b>	<b>23,557,668</b>	<b>3,254,853</b>	<b>39,058,240</b>	<b>9,854,287</b>	<b>29,203,953</b>	<b>296%</b>

Republic of the Philippines  
**ZAMBOANGA CITY WATER DISTRICT**  
 Zamboanga City

**ZCWD CONSOLIDATED BUDGET PROPOSAL**  
 For the Year 2022

Submitted by:

  
**LEONARDO REY D. VASQUEZ**  
 General Manager A

PARTICULAR	Annual Budget 2021	Total Monthly Budget 2022	Annual Budget 2022	Actual Expenditures 2021	Increase (Decrease)	Percentage Increase (Decrease)
<b>CAPITAL EXPENDITURES</b>						
Administration Group	8,937,064	1,151,570	13,818,834	3,365,732	10,453,102	311%
Finance Group	-	17,500	210,000	-	210,000	100%
Technical Services Group	796,000	130,375	1,564,500	-	1,564,500	100%
Operations Group	1,568,000	158,719	1,904,632	-	1,904,632	100%
Office of the General Manager	1,911,701	156,917	1,883,000	-	1,883,000	100%
Board of Directors	-	-	-	-	-	-
<b>TOTAL CAPITAL EXPENDITURES</b>	<b>13,212,765</b>	<b>1,615,081</b>	<b>19,380,966</b>	<b>3,365,732</b>	<b>16,015,234</b>	<b>476%</b>



Republic of the Philippines  
ZAMBOANGA CITY WATER DISTRICT  
Zamboanga City

**ZCWD CONSOLIDATED BUDGET PROPOSAL**  
For the Year 2022

Submitted by:

  
LEONARDO RAY D. VASQUEZ  
General Manager A

PARTICULAR	Annual Budget 2021	Total Monthly Budget 2022	Annual Budget 2022	Actual Expenditures 2021	Increase (Decrease)	Percentage Increase (Decrease)
<b>DEBT SERVICE</b>						
LBP Loan	100,920,929	4,064,432	48,773,189	82,934,059	(34,160,870)	-41%
For ESTI Arbitration Case (P147M)	-	1,187,854	14,254,243	-	14,254,243	100%
For ESTE Unfinished Work (P14.9M)	-	119,276	1,431,317	-	1,431,317	100%
LWUA-ADB Loan (P791M)	10,848,996	97,139	1,165,670	-	1,165,670	100%
Term 5-Reimb of NRW Projects (P89.5M)	-	713,265	8,559,184	-	8,559,184	100%
Term 4-STP Project (P80M)	-	55,288	663,454	-	663,454	100%
<b>TOTAL DEBT SERVICE</b>	<b>111,769,925</b>	<b>6,237,255</b>	<b>74,847,057</b>	<b>82,934,059</b>	<b>(8,087,002)</b>	<b>-10%</b>
<b>CONTINGENT FUND</b>						
Office of the General Manager	-	4,416,667	53,000,000	-	53,000,000	100%
<b>TOTAL CONTINGENT FUND</b>	<b>-</b>	<b>4,416,667</b>	<b>53,000,000</b>	<b>-</b>	<b>53,000,000</b>	<b>100%</b>

Republic of the Philippines  
ZAMBOANGA CITY WATER DISTRICT  
Zamboanga City

**ZCWD CONSOLIDATED BUDGET PROPOSAL**  
For the Year 2022

Submitted by:


  
**LEONARDO REY D. VASQUEZ**  
General Manager

PARTICULAR	Annual Budget 2021	Total Monthly Budget 2022	Annual Budget 2022	Actual Expenditures 2021	Increase (Decrease)	Percentage Increase (Decrease)
<b>PERFORMANCE BOND</b>						
Technical Services Group	554,330	37,490	449,878	127,960	321,918	252%
Operations Group	-	16,667	200,000	-	200,000	100%
<b>TOTAL PERFORMANCE BOND</b>	<b>554,330</b>	<b>54,157</b>	<b>649,878</b>	<b>127,960</b>	<b>521,918</b>	<b>408%</b>
<b>CAPITAL IMPROVEMENT PROJECTS</b>						
Technical Services Group	468,627,362	41,931,645	503,179,742	993,671	502,186,071	50538%
<b>TOTAL CAPITAL IMPROVEMENT PROJECTS</b>	<b>468,627,362</b>	<b>41,931,645</b>	<b>503,179,742</b>	<b>993,671</b>	<b>502,186,071</b>	<b>50538%</b>
<b>GRAND TOTAL</b>	<b>1,352,220,660</b>	<b>123,435,143</b>	<b>1,481,221,719</b>	<b>718,115,314</b>	<b>763,106,405</b>	<b>106%</b>


Republic of the Philippines  
**ZAMBOANGA CITY WATER DISTRICT**  
 Zamboanga City

**ADMINISTRATION GROUP BUDGET**  
 For the Year 2022

Prepared by:

  
**LOUELLA A. AGUILERA**  
 OIC - Administration Group

Submitted by:

  
**LEONARDO REY D. VASQUEZ**  
 General Manager A


PARTICULAR	Annual Budget 2021	Monthly Budget 2022	Annual Budget 2022	Actual Expense 2021	Increase (Decrease)	Percentage Increase (Decrease)
<b>PERSONNEL SERVICES</b>						
Salaries and Wages - Regular	25,380,879	2,321,077	27,852,920	24,493,744	3,359,176	14%
Personnel Economic Relief Allowance (PERA)	1,616,000	128,667	1,544,000	1,577,212	(33,212)	-2%
Representation Allowance (RA)	666,000	55,500	666,000	540,208	125,792	23%
Transportation Allowance (TA) - Management	666,000	55,500	666,000	537,607	128,393	24%
Transportation Allowance (TA) - Others	47,580	3,965	47,580	34,347	13,233	39%
Clothing/Uniform Allowance	402,000	33,000	396,000	402,000	(6,000)	-1%
Overtime and Night Pay	366,969	30,920	371,045	17,064	353,981	2074%
Year-End Bonus	2,114,184	173,115	2,077,385	2,114,184	(36,799)	-2%
Year-End-Bonus- District	394,711	28,734	344,811	394,711	(49,900)	-13%
Cash Gift	335,000	27,500	330,000	335,000	(5,000)	-1%
Productivity Enhancement Incentive - Civilian	335,000	27,500	330,000	335,000	(5,000)	-1%
Rice Allowance	444,000	30,500	366,000	444,000	(78,000)	-18%
Medical, Dental and Hospitalization Allowance	24,000	1,667	20,000	24,000	(4,000)	-17%
Mid-Year Bonus	2,114,184	173,115	2,077,385	1,977,257	100,128	5%
Vacation and Sick Leave Benefits	1,028,160	250,287	3,003,448	1,028,170	1,975,278	192%
Loyalty Award	50,000	8,750	105,000	46,667	58,333	125%
Retirement & Life Insurance Premiums (GSIS)	3,055,213	241,565	2,898,783	2,944,028	(45,245)	-2%
PAG-IBIG Contributions	80,800	6,433	77,200	79,200	(2,000)	-3%
PHILHEALTH Contributions	423,809	38,120	457,445	319,751	137,694	43%
Employees Compensation Insurance Premiums	80,800	6,433	77,200	79,200	(2,000)	-3%



Republic of the Philippines  
**ZAMBOANGA CITY WATER DISTRICT**  
 Zamboanga City

**ADMINISTRATION GROUP BUDGET**  
 For the Year 2022

Prepared by:

  
**LOUELLA A. AGUILERA**  
 OIC - Administration Group

Submitted by:

  
**LEONARDO R. VASQUEZ**  
 General Manager A

PARTICULAR	Annual Budget 2021	Monthly Budget 2022	Annual Budget 2022	Actual Expense 2021	Increase (Decrease)	Percentage Increase (Decrease)
Service Recognition Incentive (SRI)	680,000	55,000	660,000	680,000	(20,000)	-3%
Hazard Pay	1,995,375	201,938	2,423,256	1,990,625	432,631	22%
Terminal Leave Benefits	972,114	163,730	1,964,754	288,736	1,676,018	580%
<b>TOTAL PERSONNEL SERVICES</b>	<b>43,272,778</b>	<b>4,063,018</b>	<b>48,756,212</b>	<b>40,682,710</b>	<b>8,073,502</b>	<b>20%</b>
<b>OPERATING EXPENSES</b>						
Training Expenses	-			-	-	
RTC Training Expenses	-	10,733	128,800	-	128,800	100%
Office Supplies Expense	588,369	68,622	823,465	442,737	380,728	86%
Fuel for Vehicles	350,000	37,557	450,686	214,973	235,713	110%
Fuel - Power Operated Equipment	57,600	16,290	195,480	46,585	148,895	320%
Oil & Lubricants	244,836	5,196	62,346	28,728	33,618	117%
Textbooks and Instructional Materials Expenses	3,000	-	-	-	-	0%
Semi-Expendable Office Equipment Expenses	32,685	2,209	26,504	11,000	15,504	141%
Semi-Expendable ICT Equipment Expenses	10,000	833	10,000	-	10,000	100%
Semi-Expendable Other Machinery & Equipment Expenses	39,430	3,190	38,278	-	38,278	100%
Semi-Expendable Furnitures & Fixtures Expenses	23,683	1,892	22,703	-	22,703	100%
Semi-Expendable Protective Equipment	-	1,370	16,445	-	16,445	100%
Maintenance Supplies Expense	299,155	31,313	375,761	299,155	76,606	26%
Medical Supplies Expense	703,851	98,078	1,176,935	445,333	731,602	164%



Republic of the Philippines  
**ZAMBOANGA CITY WATER DISTRICT**  
 Zamboanga City

**ADMINISTRATION GROUP BUDGET**  
 For the Year 2022

Prepared by:

  
**LOUELLA A. AGUILERA**  
 OIC - Administration Group

Submitted by:

  
**LEONARDO REY D. VASQUEZ**  
 General Manager A

PARTICULAR	Annual Budget 2021	Monthly Budget 2022	Annual Budget 2022	Actual Expense 2021	Increase (Decrease)	Percentage Increase (Decrease)
Water Expenses	485,720	222,479	2,669,749	485,720	2,184,029	450%
Electricity - Office Buildings	3,249,515	268,648	3,223,773	2,647,293	576,480	22%
Postage and Courier Services	112,220	5,000	60,000	10,293	49,707	483%
Telephone Expenses - Landline	1,532,430	139,977	1,679,725	1,005,900	673,825	67%
Telephone Expenses - Mobile	404,400	20,900	250,800	173,267	77,533	45%
Employee Awards and Rewards	1,228,722	117,875	1,414,501	-	1,414,501	100%
Indemnities & Other Claims	19,018	-	-	-	-	0%
Survey Expenses	50,000	8,333	100,000	40,000	60,000	150%
Other Cultural & Athletic Expenses	4,050	455	5,458	-	5,458	100%
Medical Services	198,000	16,500	198,000	195,750	2,250	1%
Janitorial Services	1,837,106	-	-	-	-	0%
Security Services - Main Office, Motorpool & Satellite Office	2,754,855	-	-	-	-	0%
Security Services - WTP	6,631,215	-	-	-	-	0%
Real Property Tax (Admin)	3,184,819	187,319	2,247,824	443,124	1,804,700	407%
Water Permit	190,221	29,688	356,254	71,302	284,952	400%
Registration of Vehicles	215,996	27,137	325,646	215,996	109,650	51%
Vehicle Insurance	414,331	54,357	652,281	414,331	237,950	57%
Building Insurance	1,035,496	208,333	2,500,000	1,035,496	1,464,504	141%
Bond Insurance	521,080	31,901	382,812	521,080	(138,268)	-27%
Registration & Insurance of Firearms	50,000	8,333	100,000	2,533	97,467	3847%
Registration & Insurance of Radios (NTC)	90,000	8,333	100,000	90,000	10,000	11%

Republic of the Philippines  
**ZAMBOANGA CITY WATER DISTRICT**  
 Zamboanga City

**ADMINISTRATION GROUP BUDGET**  
 For the Year 2022

Prepared by:

for:   
**LOUELLA A. AGUILERA**  
 OIC - Administration Group

Submitted by:

  
**LEONARDO R. VASQUEZ**  
 General Manager A

PARTICULAR	Annual Budget 2021	Monthly Budget 2022	Annual Budget 2022	Actual Expense 2021	Increase (Decrease)	Percentage Increase (Decrease)
Job Order - Wages	16,387,589	2,105,342	25,264,108	15,414,120	9,849,988	64%
Job Order - Group Personal Accident Coverage	-	6,508	78,101	-	78,101	100%
Printing and Publication Expenses	95,693	5,081	60,975	7,133	53,842	755%
Other Maintenance and Operating Expenses	5,980	498	5,980	-	5,980	100%
Christmas Expense	445,000	49,792	597,500	445,000	152,500	34%
Anniversary Expense	150,000	17,500	210,000	-	210,000	100%
<b>TOTAL OPERATING EXPENSE</b>	<b>43,646,065</b>	<b>3,817,574</b>	<b>45,810,890</b>	<b>24,706,851</b>	<b>21,104,039</b>	<b>85%</b>
<b>MAINTENANCE EXPENSE</b>						
Maintenance of Meters	42,943	44,170	530,036	-	530,036	100%
Repairs & Maint - Batching Plant	51,000	4,250	51,000	-	51,000	100%
Repairs & Maint - Administrative Structures & Improv.	445,724	69,324	831,890	278,909	552,981	198%
Repairs & Maint - Aircon	-	13,333	160,000	-	160,000	100%
Repairs & Maint - Reproduction Equipment (Photocopier)	225,311	27,151	325,812	23,292	302,520	1299%
Repairs & Maint - Other Office Equipment	14,000	-	-	-	-	0%
Repairs & Maint - Computer Equipment (Desktop)	38,244	2,204	26,444	-	26,444	100%
Repairs & Maint - Computer Equipment (Laptop)	5,000	833	10,000	-	10,000	100%
Repairs & Maint - Computer Equipment (Printers)	27,000	833	10,000	-	10,000	100%
Repairs & Maint- 2 Wheeled Vehicles (Motorcycles)	46,279	5,284	63,402	19,323	44,079	228%
Repairs & Maint- 3 Wheeled Vehicles (Tricycles)	41,923	6,875	82,495	41,923	40,572	97%




Republic of the Philippines  
**ZAMBOANGA CITY WATER DISTRICT**  
 Zamboanga City

**ADMINISTRATION GROUP BUDGET**  
 For the Year 2022

Prepared by:

  
**LOUELLA A. AGUILERA**  
 OIC - Administration Group

Submitted by:

  
**LEONARDO REY D. VASQUEZ**  
 General Manager, A

PARTICULAR	Annual Budget 2021	Monthly Budget 2022	Annual Budget 2022	Actual Expense 2021	Increase (Decrease)	Percentage Increase (Decrease)
Repairs & Maint - 4 Wheeled Vehicles	223,707	37,210	446,522	223,707	222,815	100%
Repairs & Maint - 6 Wheeled & Other Truck Vehicles	60,000	83,333	1,000,000	-	1,000,000	100%
Repairs & Maint - Power Production Equipment	70,000	20,833	250,000	-	250,000	100%
Repairs & Maint - Communication Equipment	17,000	21,708	260,500	-	260,500	100%
Repairs & Maint - Power Operated Equipment	70,000	7,226	86,714	21,573	65,141	302%
Repairs & Maint - Tools, Shop & Garage Equipment	493,230	19,734	236,812	140,017	96,795	69%
<b>TOTAL MAINTENANCE EXPENSE</b>	<b>1,871,361</b>	<b>364,302</b>	<b>4,371,627</b>	<b>748,745</b>	<b>3,622,882</b>	<b>484%</b>
<b>CAPITAL EXPENDITURES</b>						
Construction Materials for Stock - Inventory (New Water Conn)	7,237,064	671,820	8,061,841	2,748,365	5,313,476	193%
Meters	1,700,000	413,972	4,967,660	617,367	4,350,293	705%
Machinery & Equipment - ICT Equipment	-	23,333	280,000	-	280,000	100%
Machinery & Equipment - Power Operated Equipment	-	3,333	40,000	-	40,000	100%
Transportation Equipment	-	39,111	469,333	-	469,333	100%
<b>TOTAL CAPEX</b>	<b>8,937,064</b>	<b>1,151,570</b>	<b>13,818,834</b>	<b>3,365,732</b>	<b>10,453,102</b>	<b>311%</b>
<b>GRAND TOTAL</b>	<b>97,727,268</b>	<b>9,396,464</b>	<b>112,757,563</b>	<b>69,504,038</b>	<b>43,253,525</b>	<b>62%</b>




Republic of the Philippines  
**ZAMBOANGA CITY WATER DISTRICT**  
Zamboanga City

**FINANCE GROUP BUDGET**  
For the Year 2022

Prepared by:

  
**ATTY. MARK ALLEN M. PAREDES**  
OIC - Finance Group

Submitted by:


  
**LEONARDO B. VASQUEZ**  
General Manager A

PARTICULAR	Annual Budget 2021	Monthly Budget 2022	Annual Budget 2022	Actual Expense 2021	Increase (Decrease)	Percentage Increase (Decrease)
<b>PERSONNEL SERVICES</b>						
Salaries and Wages - Regular	33,021,947	3,008,774	36,105,283	32,844,968	3,260,315	10%
Personnel Economic Relief Allowance (PERA)	1,806,000	152,500	1,830,000	1,788,607	41,393	2%
Representation Allowance (RA)	726,000	52,000	624,000	485,667	138,333	28%
Transportation Allowance (TA) - Management	726,000	52,000	624,000	693,944	(69,944)	-10%
Transportation Allowance (TA) - Others	16,470	37,173	446,070	-	446,070	100%
Clothing/Uniform Allowance	450,000	39,000	468,000	438,000	30,000	7%
Overtime and Night Pay	590,108	50,576	606,906	409,025	197,881	48%
Year-End Bonus	2,750,236	259,436	3,113,237	2,750,236	363,001	13%
Year-End Bonus - District	612,648	43,382	520,585	612,648	(92,063)	-15%
Cash Gift	375,000	32,500	390,000	375,000	15,000	4%
Productivity Enhancement Incentive - Civilian	375,000	32,500	390,000	375,000	15,000	4%
Rice Allowance	474,000	31,750	381,000	468,000	(87,000)	-19%
Medical, Dental and Hospitalization Allowance	24,000	1,833	22,000	24,000	(2,000)	-8%
Mid-Year Bonus	2,750,236	259,436	3,113,237	2,721,278	391,959	14%
Vacation and Sick Leave Benefits	727,459	375,011	4,500,130	727,459	3,772,671	519%
Loyalty Award	60,000	10,000	120,000	53,333	66,667	125%
Retirement & Life Insurance Premiums (GSIS)	3,971,809	361,293	4,335,512	3,943,169	392,343	10%
PAG-IBIG Contributions	90,300	7,625	91,500	87,600	3,900	4%
PHILHEALTH Contributions	560,443	58,576	702,906	458,161	244,745	53%
Employees Compensation Insurance Premiums	90,300	7,625	91,500	89,467	2,033	2%
Service Recognition Incentive (SRI)	770,000	65,000	780,000	770,000	10,000	1%
Hazard Pay	771,000	222,726	2,672,708	763,000	1,909,708	250%

Republic of the Philippines  
**ZAMBOANGA CITY WATER DISTRICT**  
 Zamboanga City

**FINANCE GROUP BUDGET**  
 For the Year 2022

Prepared by:

  
**ATTY. MARK ALLEN M. PAREDES**  
 OIC – Finance Group

Submitted by:

  
**LEONARDO REY D. VASQUEZ**  
 General Manager A


PARTICULAR	Annual Budget 2021	Monthly Budget 2022	Annual Budget 2022	Actual Expense 2021	Increase (Decrease)	Percentage Increase (Decrease)
Terminal Leave Benefits	2,970,384	315,176	3,782,110	2,536,487	1,245,623	49%
<b>TOTAL PERSONNEL SERVICES</b>	<b>54,709,340</b>	<b>5,475,890</b>	<b>65,710,684</b>	<b>53,415,049</b>	<b>12,295,635</b>	<b>23%</b>
<b>OPERATING EXPENSES</b>						
Office Supplies Expense	2,158,112	208,997	2,507,964	607,449	1,900,515	313%
Accountable Forms Expense	1,911,000	141,595	1,699,134	1,661,080	38,054	2%
Fuel for Vehicles	291,554	40,175	482,095	264,700	217,395	82%
Oil & Lubricants	110,512	3,119	37,426	17,817	19,609	110%
Textbooks and Instructional Materials Expenses	8,161	-	-	-	-	0%
Semi-Expendable Office Equipment Expenses	77,401	5,188	62,252	12,933	49,319	381%
Semi-Expendable Other Machinery & Equipment Expenses	52,444	4,219	50,623	-	50,623	100%
Semi-Expendable Furnitures & Fixtures Expenses	25,998	4,851	58,207	10,368	47,839	461%
Semi-Expendable Tools, Shop and Garage Equipment	2,142	-	-	-	-	0%
Maintenance Supplies Expense	15,219	82	979	-	979	100%
Telephone Expenses - Mobile	479,964	30,398	364,771	255,479	109,292	43%
Cable, Satellite, Telegraph and Radio Expenses	20,518	1,800	21,600	17,600	4,000	23%
Auditing Services	618,000	51,500	618,000	591,484	26,516	4%
Franchise Tax	16,820,814	1,546,188	18,554,253	9,794,743	8,759,510	89%
1% in lieu share/National Wealth Tax	7,546,651	678,000	8,135,997	7,187,496	948,501	13%
Bond Insurance	144,113	12,038	144,450	2,817	141,633	5027%
Re-insurance		625	7,500		7,500	100%
Job Order - Wages	5,805,816	572,444	6,869,323	4,587,743	2,281,580	50%




Republic of the Philippines  
**ZAMBOANGA CITY WATER DISTRICT**  
 Zamboanga City

**FINANCE GROUP BUDGET**  
 For the Year 2022

Prepared by:

  
**ATTY. MARK ALLEN M. PAREDES**  
 OIC – Finance Group

Submitted by:

  
**LEONARDO REY D. VASQUEZ**  
 General Manager A


PARTICULAR	Annual Budget 2021	Monthly Budget 2022	Annual Budget 2022	Actual Expense 2021	Increase (Decrease)	Percentage Increase (Decrease)
Job Order - Group Personal Accident Coverage	-	1,880	22,556	-	22,556	100%
Printing and Publication Expenses	9,733	948	11,378	-	11,378	100%
Other Maintenance and Operating Expenses	113,740	13,834	166,012	3,333	162,679	4880%
<b>TOTAL OPERATING EXPENSES</b>	<b>36,211,892</b>	<b>3,317,877</b>	<b>39,814,520</b>	<b>25,015,043</b>	<b>14,799,477</b>	<b>59%</b>
<b>MAINTENANCE EXPENSE</b>						
Maintenance of Meter Installation	70,080	-	-	-	-	0%
Repairs & Maint - General Administrative Structures & Imp	38,740	898	10780	-	10,780	100%
Repairs & Maint - Reproduction Equipment (Photocopier)	-	5,333	64,000	-	64,000	100%
Repairs & Maint - Office Equipment	8,226	1,207	14,478	-	14,478	100%
Repairs & Maint - Other Office Equipment	51,000	759	9,105	19,073	(9,968)	-52%
Repairs & Maint - Computer Equipment (Desktop)	40,144	10,249	122,984	-	122,984	100%
Repairs & Maint - Computer Equipment (Laptop)	3,784	2,440	29,283	-	29,283	100%
Repairs & Maint - Computer Equipment (Other Computer Equip)	28,418	349	4,184	-	4,184	100%
Repairs & Maint - Computer Equipment (Printers)	11,963	2,400	28,800	-	28,800	100%
Repairs & Maint - 2 Wheeled Vehicles (Motorcycle)	278,420	17,029	204,343	66,147	138,196	209%
Repairs & Maint - 4 Wheeled Vehicles	55,567	16,743	200,921	55,307	145,614	263%
Restorations & Maintenance - Books	5,100	-	-	-	-	0%
<b>TOTAL MAINTENANCE EXPENSES</b>	<b>591,442</b>	<b>57,407</b>	<b>688,878</b>	<b>140,527</b>	<b>548,351</b>	<b>390%</b>



Republic of the Philippines  
**ZAMBOANGA CITY WATER DISTRICT**  
 Zamboanga City

**FINANCE GROUP BUDGET**  
 For the Year 2022

Prepared by:

  
**ATTY. MARK ALLEN M. PAREDES**  
 OIC - Finance Group

Submitted by:

  
**LEONARDO REY D. VASQUEZ**  
 General Manager A

PARTICULAR	Annual Budget 2021	Monthly Budget 2022	Annual Budget 2022	Actual Expense 2021	Increase (Decrease)	Percentage Increase (Decrease)
<b>CAPITAL EXPENDITURES</b>						
Machinery & Equipment - ICT Equipment	-	9,167	110,000	-	110,000	100%
Machinery & Equipment - Other Office Equipment	-	3,333	40,000	-	40,000	100%
Furniture & Fixtures	-	5,000	60,000	-	60,000	100%
<b>TOTAL CAPEX</b>	-	17,500	210,000	-	210,000	100%
<b>DEBT SERVICE</b>						
LBP Loan	100,920,929	4,064,432	48,773,189	82,934,059	(34,160,870)	-41%
For ESTI Arbitration Case (P147M)	-	1,187,854	14,254,243	-	14,254,243	100%
For ESTE Unfinished Work (P14.9M)		119,276	1,431,317		1,431,317	100%
LWUA-ADB Loan (P791M)	10,848,996	97,139	1,165,670		1,165,670	100%
Term 5-Reimb of NRW Projects (P89.5M)		713,265	8,559,184		8,559,184	100%
Term 4-STP Project (P80M)		55,288	663,454		663,454	100%
<b>TOTAL DEBT SERVICE</b>	111,769,925	6,237,255	74,847,057	82,934,059	(8,087,002)	-10%
<b>GRAND TOTAL</b>	203,282,599	15,105,928	181,271,139	161,504,677	19,766,462	12%

Republic of the Philippines  
**ZAMBOANGA CITY WATER DISTRICT**  
 Zamboanga City

**TECHNICAL SERVICES GROUP BUDGET**  
 For the Year 2022

Prepared by:

  
**MARLI P. ACOSTA-DE FIESTA**  
 OIC - Technical Services Group

Submitted by:

  
**LEONARDO REY L. VASQUEZ**  
 General Manager A


PARTICULAR	Annual Budget 2021	Monthly Budget 2022	Annual Budget 2022	Actual Expense 2021	Increase (Decrease)	Percentage Increase (Decrease)
<b>PERSONNEL SERVICES</b>						
Salaries and Wages - Regular	18,475,404	1,803,450	21,641,402	18,434,753	3,206,649	17%
Personnel Economic Relief Allowance (PERA)	988,000	91,000	1,092,000	985,212	106,788	11%
Representation Allowance (RA)	606,000	50,500	606,000	484,000	122,000	25%
Transportation Allowance (TA) - Management	606,000	50,500	606,000	484,000	122,000	25%
Clothing/Uniform Allowance	246,000	24,000	288,000	246,000	42,000	17%
Overtime and Night Pay	272,385	25,076	300,916	272,385	28,531	10%
Year-End Bonus	1,541,338	163,121	1,957,452	1,541,338	416,114	27%
Year-End Bonus - District	19,438	1,686	20,233	19,438	795	4%
Cash Gift	205,000	20,000	240,000	205,000	35,000	17%
Productivity Enhancement Incentive - Civilian	205,000	20,000	240,000	205,000	35,000	17%
Meal Allowance	23,100	-	-	14,600	(14,600)	-100%
Rice Allowance	39,000	3,250	39,000	36,000	3,000	8%
Medical, Dental and Hospitalization Allowance	2,000	167	2,000	2,000	-	0%
Mid-Year Bonus	1,541,338	163,121	1,957,452	1,534,809	422,643	28%
Vacation and Sick Leave Benefits	164,976	248,146	2,977,753	164,976	2,812,777	1705%
Loyalty Award	10,000	4,583	55,000	6,667	48,333	725%
Retirement & Life Insurance Premiums (GSIS)	2,224,192	216,701	2,600,409	2,208,120	392,289	18%
PAG-IBIG Contributions	49,400	4,550	54,600	49,333	5,267	11%
PHILHEALTH Contributions	297,137	33,876	406,516	239,956	166,560	69%
Employees Compensation Insurance Premiums	49,400	4,550	54,600	49,333	5,267	11%



Republic of the Philippines  
**ZAMBOANGA CITY WATER DISTRICT**  
 Zamboanga City

**TECHNICAL SERVICES GROUP BUDGET**  
 For the Year 2022

Prepared by:

  
**MARLI P. ACOSTA-DE FIESTA**  
 OIC - Technical Services Group

Submitted by:

  
**LEONARDO REY D. VASQUEZ**  
 General Manager A

PARTICULAR	Annual Budget 2021	Monthly Budget 2022	Annual Budget 2022	Actual Expense 2021	Increase (Decrease)	Percentage Increase (Decrease)
Service Recognition Incentive (SRI)	420,000	40,000	480,000	420,000	60,000	14%
Hazard Pay	886,000	142,544	1,710,533	884,250	826,283	93%
Terminal Leave Benefits	349,832	42,747	512,962	1,335,617	(822,655)	-62%
<b>TOTAL PERSONNEL SERVICES</b>	<b>29,220,940</b>	<b>3,153,569</b>	<b>37,842,828</b>	<b>29,822,788</b>	<b>8,020,040</b>	<b>27%</b>
<b>OPERATING EXPENSES</b>						
Office Supplies Expense	906,316	64,447	773,363	161,761	611,602	378%
Fuel for Vehicles	2,546,852	226,158	2,713,900	715,121	1,998,779	280%
Fuel - Power Operated Equipment	254,730	22,431	269,170	104,453	164,717	158%
Oil & Lubricants	656,540	14,557	174,686	116,809	57,877	50%
Semi-Expendable Office Equipment Expenses	14,999	2,661	31,927	-	31,927	100%
Semi-Expendable Tools, Shop and Garage Equipment	17,224	1,408	16,897	-	16,897	100%
Semi-Expendable Other Machinery & Equipment Expenses	23,000	2,083	25,000	-	25,000	100%
Semi-Expendable Furnitures & Fixtures Expenses	8,484	-	-	-	-	0%
Electricity - Office Buildings	188,028	14,610	175,315	46,204	129,111	279%
Telephone Expenses - Mobile	354,000	12,400	148,800	171,089	(22,289)	-13%
Research, Exploration & Development Expenses	790,071	96,742	1,160,907	555,747	605,160	109%
Security Services - Watershed	7,259,797	755,472	9,065,663	6,115,725	2,949,938	48%
General Services - Watershed	610,505	-	-	610,505	(610,505)	-100%
Bond Insurance	589	70	841	-	841	100%




Republic of the Philippines  
**ZAMBOANGA CITY WATER DISTRICT**  
 Zamboanga City

**TECHNICAL SERVICES GROUP BUDGET**  
 For the Year 2022

Prepared by:

  
**MARLI P. ACOSTA-DE FIESTA**  
 OIC - Technical Services Group

Submitted by:


  
**LEONARDO REY D. VASQUEZ**  
 General Manager A

PARTICULAR	Annual Budget 2021	Monthly Budget 2022	Annual Budget 2022	Actual Expense 2021	Increase (Decrease)	Percentage Increase (Decrease)
Job Order - Wages	9,996,269	946,898	11,362,771	7,003,563	4,359,208	62%
Job Order - Group Personal Accident Coverage	-	2,888	34,650	-	34,650	100%
Printing and Publication Expenses	93,260	6,725	80,700	-	80,700	100%
Other Maintenance & Operating Expenses	5,000	1,862	22,341	-	22,341	100%
<b>TOTAL OPERATING EXPENSES</b>	<b>23,725,664</b>	<b>2,171,411</b>	<b>26,056,931</b>	<b>15,600,978</b>	<b>10,455,952</b>	<b>67%</b>
<b>MAINTENANCE EXPENSE</b>						
Repairs & Maint - Maintenance of Watershed	23,602	1,371	16,450	12,804	3,646	28%
Repairs & Maint - Maintenance of Reforestation Projects	60,000	833	10,000	-	10,000	100%
Repairs & Maint - Maintenance of Other Land Improvements	9,545	377	4,518	-	4,518	100%
Repairs & Maint - Maintenance of Lake, River and Other Channels	15,000	2,126	25,506	-	25,506	100%
Repairs & Maint - Transmission & Distribution Main	2,424,196	186,669	2,240,029	276,493	1,963,536	710%
Repairs & Maint - General Administrative Structures & Improv.	34,183	41,592	499,109	28,320	470,789	1662%
Repairs & Maint - Technical & Scientific Equipment	127,000	-	-	-	-	0%
Repairs & Maint - Computer Equipment (Printers)	12,000	-	-	-	-	0%
Repairs & Maint - 2 Wheeled Vehicles (Motorcycle)	12,192	2,207	26,478	7,067	19,411	275%
Repairs & Maint - 4 Wheeled Vehicles	301,381	59,760	717,125	108,075	609,050	564%
Repairs & Maint - 6 Wheeled and Other Truck Vehicles	1,860,000	67,242	806,905	448,421	358,484	80%
Repairs & Maint - Power Production Equipment	751	-	-	-	-	0%
Repairs & Maint - Communication Equipment	32,823	1,250	15,000	-	15,000	100%
Repairs & Maint - Power Operated Equipment	440,657	5,320	63,835	-	63,835	100%


Republic of the Philippines  
**ZAMBOANGA CITY WATER DISTRICT**  
 Zamboanga City

**TECHNICAL SERVICES GROUP BUDGET**  
 For the Year 2022

Prepared by:

  
**MARLI P. ACOSTA-DE FIESTA**  
 OIC - Technical Services Group

Submitted by:

  
**LEONARDO REY D. VASQUEZ**  
 General Manager A


PARTICULAR	Annual Budget 2021	Monthly Budget 2022	Annual Budget 2022	Actual Expense 2021	Increase (Decrease)	Percentage Increase (Decrease)
Repairs & Maint - Protective Equipment		513	6,150		6,150	100%
Repairs & Maint - Heavy Equipment	84,409	-	-	-	-	0%
<b>TOTAL MAINTENANCE EXPENSE</b>	<b>5,437,739</b>	<b>369,259</b>	<b>4,431,105</b>	<b>881,180</b>	<b>3,549,925</b>	<b>403%</b>
<b>CAPITAL EXPENDITURES</b>						
Machinery & Equipment - Office Equipment	200,000	11,625	139,500	-	139,500	100%
Machinery & Equipment - ICT Equipment	330,000	48,500	582,000	-	582,000	100%
Machinery & Equipment - Power Operated Equipment	-	30,000	360,000	-	360,000	100%
Machinery & Equipment - Tools, Shop and Garage Equipment	-	18,625	223,500	-	223,500	100%
Intangible Assets - Computer Software	266,000	21,625	259,500	-	259,500	100%
<b>TOTAL CAPEX</b>	<b>796,000</b>	<b>130,375</b>	<b>1,564,500</b>	<b>-</b>	<b>1,564,500</b>	<b>100%</b>
<b>PERFORMANCE BOND</b>	<b>554,330</b>	<b>37,490</b>	<b>449,878</b>	<b>127,960</b>	<b>321,918</b>	<b>252%</b>
<b>CAPITAL IMPROVEMENT PROJECTS</b>						
<b>CAPITAL IMPROVEMENT PROJECTS</b>	<b>468,627,362</b>	<b>41,931,645</b>	<b>503,179,742</b>	<b>993,671</b>	<b>502,186,071</b>	<b>50538%</b>
<b>GRAND TOTAL</b>	<b>528,362,035</b>	<b>47,793,749</b>	<b>573,524,984</b>	<b>47,426,577</b>	<b>526,098,407</b>	<b>1109%</b>



Republic of the Philippines  
**ZAMBOANGA CITY WATER DISTRICT**  
Zamboanga City

**OPERATIONS GROUP BUDGET**  
For the Year 2022

Prepared by:

  
**REYNALDO R. CABILIN**  
OIC - OPERATIONS GROUP

Submitted by:

  
**LEONARDO R. D. VASQUEZ**  
General Manager A


PARTICULAR	Annual Budget 2021	Monthly Budget 2022	Annual Budget 2022	Actual Expense 2021	Increase (Decrease)	Percentage Increase (Decrease)
<b>PERSONNEL SERVICES</b>						
Salaries and Wages - Regular	39,058,967	3,399,393	40,792,720	37,501,212	3,291,508	9%
Personnel Economic Relief Allowance (PERA)	2,844,000	240,167	2,882,000	2,795,152	86,848	3%
Representation Allowance (RA)	786,000	57,000	684,000	583,667	100,333	17%
Transportation Allowance (TA) - Management	786,000	57,000	684,000	593,680	90,320	15%
Transportation Allowance (TA) - Others	90,340	6,743	80,920	80,693	227	0%
Clothing/Uniform Allowance	714,000	63,500	762,000	702,000	60,000	9%
Overtime and Night Pay	1,529,837	138,984	1,667,812	1,529,837	137,975	9%
Year-End Bonus	3,270,023	302,873	3,634,479	3,270,023	364,456	11%
Year-End Bonus - District	471,280	27,110	325,315	471,280	(145,965)	-31%
Cash Gift	595,000	52,917	635,000	595,000	40,000	7%
Productivity Enhancement Incentive (PEI)	595,000	52,917	635,000	595,000	40,000	7%
Rice Allowance	492,000	32,500	390,000	472,000	(82,000)	-17%
Medical, Dental and Hospitalization Allowance	26,000	1,667	20,000	26,000	(6,000)	-23%
Mid-Year Bonus	3,270,023	302,873	3,634,479	3,079,046	555,433	18%
Vacation and Sick Leave Benefits	1,456,594	306,014	3,672,164	1,456,594	2,215,570	152%
Loyalty Award	105,000	12,500	150,000	86,667	63,333	73%
Retirement & Life Insurance Premiums (GSIS)	4,696,872	408,177	4,898,119	4,500,101	398,018	9%
PAG-IBIG Contributions	142,200	12,008	144,100	140,000	4,100	3%
PHILHEALTH Contributions	638,343	65,764	789,165	503,352	285,813	57%
Employees Compensation Insurance Premiums	142,200	12,008	144,100	139,972	4,128	3%
Service Recognition Incentive (SRI)	1,180,000	105,833	1,270,000	1,180,000	90,000	8%
Hazard Pay	2,645,500	371,210	4,454,514	2,645,500	1,809,014	68%
Terminal Leave Benefits	5,099,422	513,244	6,158,930	2,681,656	3,477,274	130%
<b>TOTAL PERSONNEL SERVICES</b>	<b>70,634,601</b>	<b>6,542,401</b>	<b>78,508,817</b>	<b>65,628,432</b>	<b>12,880,385</b>	<b>20%</b>




Republic of the Philippines  
**ZAMBOANGA CITY WATER DISTRICT**  
 Zamboanga City

**OPERATIONS GROUP BUDGET**  
 For the Year 2022

Prepared by:

  
**REYNALDO R. CABILIN**  
 OIC - OPERATIONS GROUP

Submitted by:

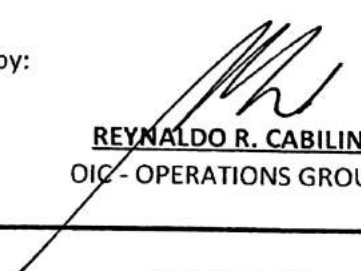
  
**LEONARDO REY D. VASQUEZ**  
 General Manager A

PARTICULAR	Annual Budget 2021	Monthly Budget 2022	Annual Budget 2022	Actual Expense 2021	Increase (Decrease)	Percentage Increase (Decrease)
<b>OPERATING EXPENSES</b>						
Office Supplies Expense	167,759	6,577	78,918	25,911	53,007	205%
Fuel for Vehicles	2,459,518	201,480	2,417,761	2,459,518	(41,757)	-2%
Fuel - Power Operated Equipment	44,649	7,823	93,876	27,679	66,197	239%
Fuel - Asphalt Batching Plant	94,133	-	-	-	-	0%
Oil & Lubricants	768,586	17,873	214,476	170,563	43,913	26%
Chemical, Filtering & Laboratory Supplies Expense	32,115,809	1,780,940	21,371,279	24,942,087	(3,570,808)	-14%
Semi-Expendable Office Equipment Expenses	21,935	-	-	-	-	0%
Semi-Expendable Tools, Shop and Garage Equipment	73,978	-	-	-	-	0%
Semi-Expendable Laboratory Expenses	73,727	-	-	-	-	0%
Semi-Expendable Other Machinery & Equipment Expenses	55,000	-	-	-	-	0%
Electricity - WTP	2,187,888	181,901	2,182,806	-	2,182,806	100%
Electricity - Old Reservoir	465,088	26,147	313,762	-	313,762	100%
Electricity - Production	13,525,797	1,282,301	15,387,615	13,497,205	1,890,410	14%
Electricity - Pumping	5,304,550	487,963	5,855,560	4,923,433	932,127	19%
Electricity - Sewer	850,896	56,342	676,105	553,533	122,572	22%
Electricity - Spring Sources	2,714	-	-	-	-	0%
Telephone Expenses - Mobile	559,008	19,800	237,600	187,549	50,051	27%
Purchased Water - Bulk Water	299,612,500	26,488,542	317,862,500	257,474,005	60,388,495	23%
Fuel for Power Production - WTP	743,525	73,169	878,028	159,309	718,719	451%
Fuel for Power Production - Production Well	4,968,000	126,250	1,515,000	1,451,213	63,787	4%
Fuel for Pumping (Booster Stations)	713,278	-	-	-	-	0%
General Services - Production (WTP)	218,535	-	-	218,535	(218,535)	-100%
General Services - EMD	68,535	-	-	-	-	0%
General Services - Production (PWs)	784,611	-	-	784,611	(784,611)	-100%
General Services - Pumping (Booster Stations)	303,593	-	-	302,155	(302,155)	-100%
General Services - Dam & Intake	335,058	-	-	314,576	(314,576)	-100%

Republic of the Philippines  
**ZAMBOANGA CITY WATER DISTRICT**  
 Zamboanga City

**OPERATIONS GROUP BUDGET**  
 For the Year 2022

Prepared by:

  
**REYNALDO R. CABILIN**  
 OIC - OPERATIONS GROUP

Submitted by:

  
**LEONARDO B. VASQUEZ**  
 General Manager A


PARTICULAR	Annual Budget 2021	Monthly Budget 2022	Annual Budget 2022	Actual Expense 2021	Increase (Decrease)	Percentage Increase (Decrease)
General Services - Sewer	514,074	-	-	514,074	(514,074)	-100%
General Services - Spring Sources	290,806	-	-	-	-	0%
Bond Insurance	3,900	131	1,575	-	1,575	100%
Job Order - Wages	20,963,698	2,110,285	25,323,425	18,704,721	6,618,704	35%
Job Order - Group Personal Accident Coverage	-	6,508	78,100	-	78,100	100%
Printing and Publication Expenses	23,846	-	-	3,200	(3,200)	-100%
Other Maintenance & Operating Expenses	14,546	-	-	-	-	0%
<b>TOTAL OPERATING EXPENSES</b>	<b>388,329,540</b>	<b>32,874,032</b>	<b>394,488,386</b>	<b>326,713,878</b>	<b>67,774,508</b>	<b>21%</b>
<b>MAINTENANCE EXPENSE</b>						
Maintenance of Wells	71,916	8,333	100,000	16,247	83,753	516%
Maintenance of Supply Mains	13,893	-	-	-	-	0%
Maintenance of Reservoirs and Tanks	25,828	30,588	367,060	2,827	364,233	12886%
Maintenance of Transmission & Distribution Mains	4,830,426	849,029	10,188,350	3,559,343	6,629,007	186%
Maintenance of Other Transmission & Distribution Mains	15,786	-	-	2,629	(2,629)	-100%
Maintenance of Transmission & Distribution Lines	2,946,673	881	10,569	-	10,569	100%
Maintenance of Service Lines	380,000	-	-	-	-	0%
Maintenance of Services	3,936,031	870,859	10,450,310	3,782,132	6,668,178	176%
Maintenance of Meters	411,894	20,333	244,000	64,828	179,172	276%
Maintenance of Hydrants	113,998	1,354	16,244	4,476	11,768	263%
Maintenance of Sewer	100,100	32,911	394,937	-	394,937	100%
Maintenance of Sewerage Plant	105,869	31,467	377,600	105,869	271,731	257%
Repairs & Maint - Sewer Systems	10,200	-	-	-	-	0%
Repairs & Maint - Sewer Equipment	-	166,667	2,000,000	-	2,000,000	100%
Repairs & Maint - Dam Equipment	-	6,250	75,000	-	75,000	100%
Maintenance of Pumping Plant Structures & Improvements	76,689	-	-	11,373	(11,373)	-100%



Republic of the Philippines  
**ZAMBOANGA CITY WATER DISTRICT**  
 Zamboanga City

**OPERATIONS GROUP BUDGET**  
 For the Year 2022

Prepared by:

  
**REYNALDO R. CABILIN**  
 OIC - OPERATIONS GROUP

Submitted by:

  
**LEONARDO R. VASQUEZ**  
 General Manager A

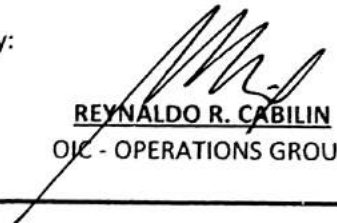
PARTICULAR	Annual Budget 2021	Monthly Budget 2022	Annual Budget 2022	Actual Expense 2021	Increase (Decrease)	Percentage Increase (Decrease)
Maintenance of Water Treatment Structures & Improvements	276,663	47,272	567,262	156,185	411,077	263%
Maintenance of Trans & Distribution Structures & Improvement	229,089	-	-	-	-	0%
Repairs & Maint - Technical & Scientific Equipment	228,000	-	-	-	-	0%
Repairs & Maint - Computer Equipment (Other Computer Equip	18,000	-	-	-	-	0%
Repairs & Maint - 2 Wheeled Vehicles (Motorcycle)	10,000	4,983	59,800	6,428	53,372	830%
Repairs & Maint - 3 Wheeled Vehicles (Tricycle)	-	16,533	198,400	-	198,400	100%
Repairs & Maint - 4 Wheeled Vehicles	119,308	56,684	680,204	119,308	560,896	470%
Repairs & Maint - 6 Wheeled & Other Truck Vehicles	296,880	2,917	35,000	27,736	7,264	26%
Repairs & Maint - Laboratory Equipment	10,200	8,333	100,000	-	100,000	100%
Repairs & Maint - Power Production Equipment	561,270	87,218	1,046,610	74,245	972,365	1310%
Repairs & Maint - Pumping Equipment	19,371	47,370	568,437	12,819	555,618	4334%
Repairs & Maint - Water Treatment Equipment	100,738	44,395	532,744	18,417	514,327	2793%
Repairs & Maint - Power Operated Equipment	20,000	53,000	636,000	1,720	634,280	36877%
<b>TOTAL MAINTENANCE EXPENSE</b>	<b>14,928,822</b>	<b>2,387,377</b>	<b>28,648,527</b>	<b>7,966,582</b>	<b>20,681,945</b>	<b>260%</b>
<b>CAPITAL EXPENDITURES</b>						
Machinery & Equipment - Other Office Equipment	-	6,212	74,548	-	74,548	100%
Laboratory Equipment	-	21,000	252,000	-	252,000	100%
Machinery & Equipment - Pumping Equipment	1,048,000	58,333	700,000	-	700,000	100%
Machinery & Equipment - Water Treatment Equipment	520,000	66,667	800,000	-	800,000	100%
Machinery & Equipment - Protective Equipment	-	6,507	78,084	-	78,084	100%
<b>TOTAL CAPEX</b>	<b>1,568,000</b>	<b>158,719</b>	<b>1,904,632</b>	<b>-</b>	<b>1,904,632</b>	<b>100%</b>



Republic of the Philippines  
**ZAMBOANGA CITY WATER DISTRICT**  
Zamboanga City

**OPERATIONS GROUP BUDGET**  
For the Year 2022

Prepared by:

  
**REYNALDO R. CABILIN**  
OIC - OPERATIONS GROUP

Submitted by:

  
**LEONARDO REY D. VASQUEZ**  
General Manager A

PARTICULAR	Annual Budget 2021	Monthly Budget 2022	Annual Budget 2022	Actual Expense 2021	Increase (Decrease)	Percentage Increase (Decrease)
<b>PERFORMANCE BOND &amp; EXCAVATION FEE</b>						
Performance Bond		15,417	185,000		185,000	100%
Excavation Fee		1,250	15,000		15,000	100%
<b>PERFORMANCE BOND</b>	-	16,667	200,000	-	200,000	100%
<b>GRAND TOTAL</b>	475,460,963	41,979,197	503,750,362	400,308,892	103,441,470	26%

Republic of the Philippines  
**ZAMBOANGA CITY WATER DISTRICT**  
 Zamboanga City

**OFFICE OF THE GENERAL MANAGER BUDGET**  
 For the Year 2022


  
**LEONARDO REY D. VASQUEZ**  
 General Manager A

PARTICULAR	Annual Budget 2021	Monthly Budget 2022	Annual Budget 2022	Actual Expense 2021	Increase (Decrease)	Percentage Increase (Decrease)
<b>PERSONNEL SERVICES</b>						
Salaries and Wages - Regular	22,826,166	2,133,930	25,607,160	22,801,616	2,805,544	12%
Personnel Economic Relief Allowance (PERA)	912,000	86,000	1,032,000	911,636	120,364	13%
Representation Allowance (RA)	552,000	46,000	552,000	548,667	3,333	1%
Transportation Allowance (TA) - Management	552,000	46,000	552,000	549,660	2,340	0%
Transportation Allowance (TA) - Others	12,000	1,000	12,000	7,947	4,053	51%
Clothing/Uniform Allowance	228,000	22,500	270,000	228,000	42,000	18%
Overtime and Night Pay	276,128	27,208	326,496	-	326,496	100%
Year-End Bonus	1,904,987	183,794	2,205,533	1,904,987	300,546	16%
Year-End Bonus - District	201,180	17,148	205,775	201,180	4,595	2%
Cash Gift	190,000	18,750	225,000	190,000	35,000	18%
Productivity Enhancement Incentive - Civilian	190,000	18,750	225,000	190,000	35,000	18%
Rice Allowance	78,000	6,500	78,000	76,000	2,000	3%
Medical, Dental and Hospitalization Allowance	4,000	333	4,000	2,000	2,000	100%
Executive Check-Up	12,000	1,000	12,000	-	12,000	100%
Mid-Year Bonus	1,904,987	183,794	2,205,533	1,900,473	305,060	16%
Vacation and Sick Leave Benefits	280,848	286,426	3,437,117	280,848	3,156,269	1124%
Loyalty Award	20,000	5,833	70,000	20,000	50,000	250%
Retirement & Life Insurance Premiums (GSIS)	2,743,182	256,971	3,083,649	2,737,317	346,332	13%
PAG-IBIG Contributions	45,600	4,300	51,600	45,600	6,000	13%
PHILHEALTH Contributions	344,044	39,250	470,995	272,648	198,347	73%
Employees Compensation Insurance Premiums	45,600	4,300	51,600	45,600	6,000	13%
Service Recognition Incentive (SRI)	380,000	37,500	450,000	380,000	70,000	18%
Hazard Pay	176,000	130,666	1,567,989	176,000	1,391,989	791%



Republic of the Philippines  
**ZAMBOANGA CITY WATER DISTRICT**  
 Zamboanga City

**OFFICE OF THE GENERAL MANAGER BUDGET**  
 For the Year 2022

  
**LEONARDO REY D. VASQUEZ**  
 General Manager A

PARTICULAR	Annual Budget 2021	Monthly Budget 2022	Annual Budget 2022	Actual Expense 2021	Increase (Decrease)	Percentage Increase (Decrease)
Terminal leave Benefits	2,363,658	221,199	2,654,384	1,677,603	976,781	58%
<b>TOTAL PERSONNEL SERVICES</b>	<b>36,242,380</b>	<b>3,779,153</b>	<b>45,349,831</b>	<b>35,147,781</b>	<b>10,202,050</b>	<b>29%</b>
<b>OPERATING EXPENSES</b>						
Travel Expenses - Local	490,000	16,667	200,000	6,720	193,280	2876%
Training Expenses	138,000	25,250	303,000	13,000	290,000	2231%
RTC Training Expenses	-	20,172	242,059	-	242,059	100%
Office Supplies Expense	358,915	14,347	172,160	49,283	122,877	249%
Fuel for Vehicles	360,000	32,467	389,609	195,811	193,798	99%
Oil & Lubricants	16,480	-	-	-	-	100%
Textbooks and Instructional Materials Expenses	42,000	500	6,000	-	6,000	100%
Semi-Expendable Office Equipment Expenses	-	2,333	28,000	-	28,000	100%
Semi-Expendable ICT Equipment Expenses	-	77,625	931,500	-	931,500	100%
Semi-Expendable Other Machinery & Equipment Expenses	49,028	2,747	32,960	-	32,960	100%
Semi-Expendable Furnitures & Fixtures Expenses	16,000	2,500	30,000	-	30,000	100%
Semi-Expendable Protective Equipment Expenses	14,708	3,609	43,308	-	43,308	100%
Maintenance Supplies Expenses	6,592	634	7,602	-	7,602	100%
Telephone Expenses - Mobile	508,200	24,387	292,644	180,725	111,919	62%
Internet Subscription Expenses	850,800	65,233	782,800	770,292	12,508	2%
Subscription		833	10,000		10,000	100%
Extraordinary & Miscellaneous Expenses	117,600	9,344	112,123	34,541	77,582	225%
Legal Funds	558,487	38,833	466,000	461,287	4,713	1%
Bond Insurance	23,787	2,004	24,053	-	24,053	100%



Republic of the Philippines  
**ZAMBOANGA CITY WATER DISTRICT**  
 Zamboanga City

**OFFICE OF THE GENERAL MANAGER BUDGET**  
 For the Year 2022

  
**LEONARDO REY D. VASQUEZ**  
 General Manager A

PARTICULAR	Annual Budget 2021	Monthly Budget 2022	Annual Budget 2022	Actual Expense 2021	Increase (Decrease)	Percentage Increase (Decrease)
Job Order - Wages	416,492	106,030	1,272,361	378,347	894,014	236%
Job Order - Group Personal Accident Coverage	-	275	3,300	-	3,300	100%
Advertising, Promotional and Marketing Expenses	180,000	101,500	1,218,000	180,000	1,038,000	577%
Printing Expenses	-	4,833	58,000	-	58,000	100%
Representation Expenses (for BOD & OGM Only)	12,000	559	6,712	1,459	5,253	360%
Membership Dues & Contribution to Organizations -MAWD	180,300	-	-	-	-	0%
MAWD, PAWD, PWWA, WEMWADA & Other Expenses	87,421	9,833	118,000	4,667	113,333	2429%
Public Hearing Expense	150,000	-	-	-	-	0%
Calamity Fund	1,800,000	-	-	-	-	0%
<b>TOTAL OPERATING EXPENSE</b>	<b>6,376,810</b>	<b>562,516</b>	<b>6,750,191</b>	<b>2,276,131</b>	<b>4,474,060</b>	<b>197%</b>
<b>MAINTENANCE EXPENSE</b>						
Repairs & Maint - General Administrative Structures & Improv.	53,000	5,250	63,000	1,913	61,087	3193%
Repairs & Maint - Computer Equipment (Desktop)	183,400	39,550	474,600	57,459	417,141	726%
Repairs & Maint - Computer Equipment (Laptop)	83,970	7,417	89,000	11,313	77,687	687%
Repairs & Maint - Computer Equipment (Other Computer Equi	72,300	4,175	50,100	5,028	45,072	896%
Repairs & Maint - Printing Equipment (Printers)	55,330	11,667	140,000	-	140,000	100%
Repairs & Maint - 4 Wheeled Vehicles	236,303	7,617	91,403	41,540	49,863	120%
<b>TOTAL MAINTENANCE EXPENSE</b>	<b>684,303</b>	<b>75,675</b>	<b>908,103</b>	<b>117,253</b>	<b>790,850</b>	<b>674%</b>

Republic of the Philippines  
**ZAMBOANGA CITY WATER DISTRICT**  
 Zamboanga City

**OFFICE OF THE GENERAL MANAGER BUDGET**  
 For the Year 2022


  
**LEONARDO RENDO VASQUEZ**  
 General Manager A

PARTICULAR	Annual Budget 2021	Monthly Budget 2022	Annual Budget 2022	Actual Expense 2021	Increase (Decrease)	Percentage Increase (Decrease)
<b>CAPITAL EXPENDITURES</b>						
Utility Plant in Service - Unclassified Utility Plant	-	-	-	-	-	
Machinery & Equipment - Office Equipment	423,201	-	-	-	-	0%
Machinery & Equipment - ICT Equipment	1,358,500	151,083	1,813,000	-	1,813,000	100%
Machinery & Equipment - Power Production Equipment	130,000	-	-	-	-	0%
Intangible Assets - Computer Software	-	5,833	70,000	-	70,000	100%
<b>TOTAL CAPEX</b>	<b>1,911,701</b>	<b>156,917</b>	<b>1,883,000</b>	<b>-</b>	<b>1,883,000</b>	<b>100%</b>
<b>CONTINGENT FUND</b>		<b>4,416,667</b>	<b>53,000,000</b>	<b>-</b>	<b>53,000,000</b>	<b>100%</b>
<b>GRAND TOTAL</b>	<b>45,215,194</b>	<b>8,990,927</b>	<b>107,891,125</b>	<b>37,541,165</b>	<b>70,349,960</b>	<b>187%</b>



Republic of the Philippines  
**ZAMBOANGA CITY WATER DISTRICT**  
 Zamboanga City

**BOARD OF DIRECTORS BUDGET**  
 For the Year 2022

  
**LEONARDO REY D. VASQUEZ**  
 General Manager A

PARTICULAR	Annual Budget 2021	Monthly Budget 2022	Annual Budget 2022	Actual Expense 2021	Increase (Decrease)	Percentage Increase (Decrease)
<b>OPERATING EXPENSES</b>						
Training Expenses	8,000	3,068	36,810	-	36,810	100%
Office Supplies Expense	50,000	2,325	27,902	6,064	21,838	360%
Fuel for Vehicle	20,000	-	-	-	-	100%
Oil & Lubricants	3,000	-	-	-	-	100%
Semi-Expendable Furnitures & Fixtures Expenses	-	3,333	40,000	-	40,000	100%
Subscription Expense		833	10,000		10,000	100%
Representation Expenses (for BOD & OGM Only)	262,000	9,686	116,234	38,301	77,933	203%
Board per Diem	1,785,600	148,800	1,785,600	1,785,600	-	0%
<b>TOTAL OPERATING EXPENSES</b>	<b>2,128,600</b>	<b>168,046</b>	<b>2,016,546</b>	<b>1,829,965</b>	<b>186,581</b>	<b>10%</b>
<b>MAINTENANCE EXPENSE</b>						
Repairs & Maint - Reproduction Equipment (Photocopier)	-	833	10,000	-	10,000	100%
Repairs & Maint - 4 Wheeled Vehicles	44,001	-	-	-	-	0%
<b>TOTAL MAINTENANCE EXPENSE</b>	<b>44,001</b>	<b>833</b>	<b>10,000</b>	<b>-</b>	<b>10,000</b>	<b>100%</b>
<b>GRAND TOTAL</b>	<b>2,172,601</b>	<b>168,879</b>	<b>2,026,546</b>	<b>1,829,965</b>	<b>196,581</b>	<b>11%</b>