

Republic of the Philippines  
ZAMBOANGA CITY WATER DISTRICT  
Pilar Street, Zamboanga City

THE BOARD OF DIRECTORS  
This Office

Mesdames/Gentlemen:

Enclosed are the Budget and Plantilla for calendar year 2023 with the Projected Cash Receipts and Disbursements as follows:

Cash Balance, Beginning	P	1,014,929,213	
Less: Allotted Funds		494,660,029	
Net Cash		520,269,185	
Less: Restricted Funds		368,507,171	
Net Cash Available for CY 2023		151,762,013	
Add: Internal Cash Collection		857,663,810	
Cash Available for Operation		1,009,425,823	
Less: Budgeted Expenses			
O & M and Debt Service			
Administration Group	P	91,175,165	
Finance Group		160,846,055	
Office of the General Manager		60,221,031	
Board of Directors		3,236,749	
Technical Services Group		63,779,579	
Operations Group		584,847,420	
		964,106,000	
Net Cash from Operations	P	45,319,824	
Less: Capital Expenditures			
Administration Group	P	31,711,736	
Finance Group		-	
Office of the General Manager		670,000	
Board of Directors		-	
Technical Services Group		1,497,425	
Operations Group		3,560,060	
		37,439,221	
Net Cash for Infrastructure Project	P	7,880,603	
Add: Cash Receipt from LGU Funded-Cahumban Projects (P76M)	P	75,999,999	
Sourced from Restricted Funds		119,614,268	
		195,614,267	
Total Available Cash for Capital Improvement Project	P	203,494,870	
Less: Capital Improvement Projects			
LGU Funded Project for Cahumban (P76M)	P	69,333,333	
Various Feederline Projects for Payment		564,000	
STP Project-ZCWD & LGU Funded Project Plus NSSMP Grant (P176M)		58,790,921	
NRW Reduction Program - LGU Funded Projects		55,350,609	
Proposed Laboratory Renovation at ZCWD Pasonanca Water Treatment Plant		5,472,739	
		189,511,602	
Total Cash Available before Reserves & Customers Deposit		13,983,268	
Less: Customers Deposit (January - December 2023)		1,512,000	
		1,512,000	
Cash Surplus	P	12,471,268	

For approval of the Board.

Very truly yours,

ATTY. MARK ALLEN M. PAREDES  
Acting General Manager

Approved under Board Resolution No.: 118

Date: November 9, 2022

ERNESTO F. UBANDO, JR.  
Chairperson

ATTY. JOHN PAUL S. PAGTEILAN  
Vice-Chairperson

JOHN FREDERICK P. RUIZ  
Secretary

ALAN B. DELA CRUZ  
Director


EUNICE S. TALISAY  
Director



Republic of the Philippines  
**ZAMBOANGA CITY WATER DISTRICT**  
 Zamboanga City

**ZCWD CONSOLIDATED BUDGET PROPOSAL**  
 For the Year 2023

Submitted by:

  
**ATTY. MARK ALLEN M. PAREDES**  
 Acting General Manager


PARTICULAR	Total Annual Budget 2022	Total Monthly Budget 2023	Total Annual Budget 2023	Total Actual Expenditures 2022	Increase (Decrease)	Percentage Increase (Decrease)
<b>PERSONAL SERVICES COSTS</b>						
Administration Group	48,521,994	3,664,178	43,970,134	35,117,539	8,852,594	25%
Finance Group	64,532,088	4,831,875	57,982,495	52,435,432	5,547,063	11%
Technical Services Group	37,305,940	2,631,646	31,579,749	30,065,041	1,514,708	5%
Operations Group	78,508,818	5,139,390	61,672,678	60,020,074	1,652,604	3%
Office of the General Manager	45,349,831	3,406,000	40,871,999	33,506,983	7,365,016	22%
Board of Directors	1,785,600	148,800	1,785,600	1,785,600	-	0%
<b>TOTAL PERSONAL SERVICES COSTS</b>	<b>276,004,271</b>	<b>19,821,888</b>	<b>237,862,655</b>	<b>212,930,669</b>	<b>24,931,985</b>	<b>12%</b>
<b>OPERATING EXPENSES</b>						
Administration Group	47,734,004	3,751,470	45,017,645	34,688,016	10,329,629	30%
Finance Group	41,296,265	3,667,202	44,006,428	36,752,654	7,253,773	20%
Technical Services Group	26,747,976	1,946,253	23,355,041	24,767,495	(1,412,454)	-6%
Operations Group	413,566,085	39,898,383	478,780,601	398,063,585	80,717,015	20%
Office of the General Manager	7,076,982	1,480,371	17,764,450	5,047,869	12,716,581	252%
Board of Directors	230,946	111,642	1,339,709	16,974	1,322,735	7793%
<b>TOTAL OPERATING EXPENSES</b>	<b>536,652,258</b>	<b>50,855,323</b>	<b>610,263,873</b>	<b>499,336,595</b>	<b>110,927,279</b>	<b>22%</b>



Republic of the Philippines  
**ZAMBOANGA CITY WATER DISTRICT**  
 Zamboanga City

**ZCWD CONSOLIDATED BUDGET PROPOSAL**  
 For the Year 2023

Submitted by:

  
**ATTY. MARK ALLEN M. PAREDES**  
 Acting General Manager

PARTICULAR	Total Annual Budget 2022	Total Monthly Budget 2023	Total Annual Budget 2023	Total Actual Expenditures 2022	Increase (Decrease)	Percentage Increase (Decrease)
<b>MAINTENANCE EXPENSES</b>						
Administration Group	4,371,627	182,282	2,187,386	837,554	1,349,832	161%
Finance Group	688,878	135,968	1,631,614	122,929	1,508,685	1227%
Technical Services Group	4,558,105	678,732	8,144,789	2,020,466	6,124,323	303%
Operations Group	28,492,133	3,680,345	44,164,141	9,985,816	34,178,325	342%
Office of the General Manager	868,103	132,049	1,584,583	167,777	1,416,806	844%
Board of Directors	10,000	9,287	111,440	-	111,440	100%
<b>TOTAL MAINTENANCE EXPENSES</b>	<b>38,988,846</b>	<b>4,818,663</b>	<b>57,823,953</b>	<b>13,134,541</b>	<b>44,689,412</b>	<b>340%</b>
<b>TOTAL PERSONAL, OPRT'G &amp; MAINT. EXP.</b>	<b>851,645,375</b>	<b>75,495,873</b>	<b>905,950,481</b>	<b>725,401,805</b>	<b>180,548,676</b>	<b>25%</b>
<b>CAPITAL EXPENDITURES</b>						
Administration Group	21,228,021	2,642,645	31,711,736	20,438,688	11,273,048	55%
Finance Group	210,000	-	-	60,000	(60,000)	-100%
Technical Services Group	15,493,888	124,785	1,497,425	251,490	1,245,935	495%
Operations Group	5,969,546	296,672	3,560,060	271,500	3,288,560	1211%
Office of the General Manager	2,123,000	55,833	670,000	390,100	279,900	72%
Board of Directors	-	-	-	-	-	-
<b>TOTAL CAPITAL EXPENDITURES</b>	<b>45,024,455</b>	<b>3,119,935</b>	<b>37,439,221</b>	<b>21,411,778</b>	<b>16,027,443</b>	<b>75%</b>

GRAND TOTAL

1,574,642,427

90,754,735

1,191,555,122

729,734,758

51,261,023


44%



Republic of the Philippines  
**ZAMBOANGA CITY WATER DISTRICT**  
 Zamboanga City

**ZCWD CONSOLIDATED BUDGET PROPOSAL**  
 For the Year 2023

Submitted by:

  
**ATTY. MARK ALLEN M. PAREDES**  
 Acting General Manager

PARTICULAR	Total Annual Budget 2022	Total Monthly Budget 2023	Total Annual Budget 2023	Total Actual Expenditures 2022	Increase (Decrease)	Percentage Increase (Decrease)
<b>DEBT SERVICE</b>						
Exisitng Loan	74,847,057	4,768,793	57,225,519	74,847,057	(17,621,538)	-24%
New Loan	-	-	-	-	-	-
<b>TOTAL DEBT SERVICE</b>	<b>74,847,057</b>	<b>4,768,793</b>	<b>57,225,519</b>	<b>74,847,057</b>	<b>(17,621,538)</b>	<b>-24%</b>
<b>CONTINGENT FUND</b>						
Office of the General Manager	52,345,000	-	-	-	-	0%
<b>TOTAL CONTINGENT FUND</b>	<b>52,345,000</b>	<b>-</b>	<b>-</b>	<b>-</b>	<b>-</b>	<b>0%</b>
<b>PERFORMANCE BOND</b>						
Technical Services Group	449,878	58,333	700,000	449,878	250,122	56%
Operations Group	200,000	19,167	230,000	200,000	30,000	15%
<b>TOTAL PERFORMANCE BOND</b>	<b>649,878</b>	<b>77,500</b>	<b>930,000</b>	<b>649,878</b>	<b>280,122</b>	<b>43%</b>
<b>CAPITAL IMPROVEMENT PROJECTS</b>						
Technical Services Group	500,130,663	15,792,634	189,511,602	7,484,282	182,027,320	2432%
<b>TOTAL CAPITAL IMPROVEMENT PROJECTS</b>	<b>500,130,663</b>	<b>15,792,634</b>	<b>189,511,602</b>	<b>7,484,282</b>	<b>182,027,320</b>	<b>2432%</b>
<b>GRAND TOTAL</b>	<b>1,524,642,427</b>	<b>99,254,735</b>	<b>1,191,056,822</b>	<b>829,794,800</b>	<b>361,262,023</b>	<b>44%</b>